


Campus Connection Help Pages

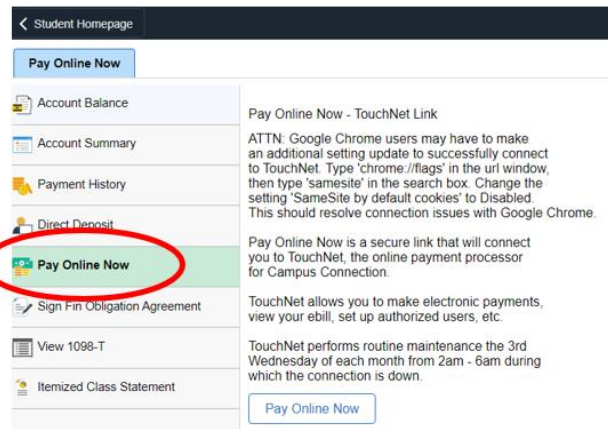
PAYMENT – SPECIFIC CHARGES

All payments made towards a student account will first be applied towards tuition and mandatory student fees unless the student (or authorized payor) explicitly indicates that the payment should be applied to a specific student account charge. The instructions below outline how to make a payment towards the student account with a specific charge in mind.

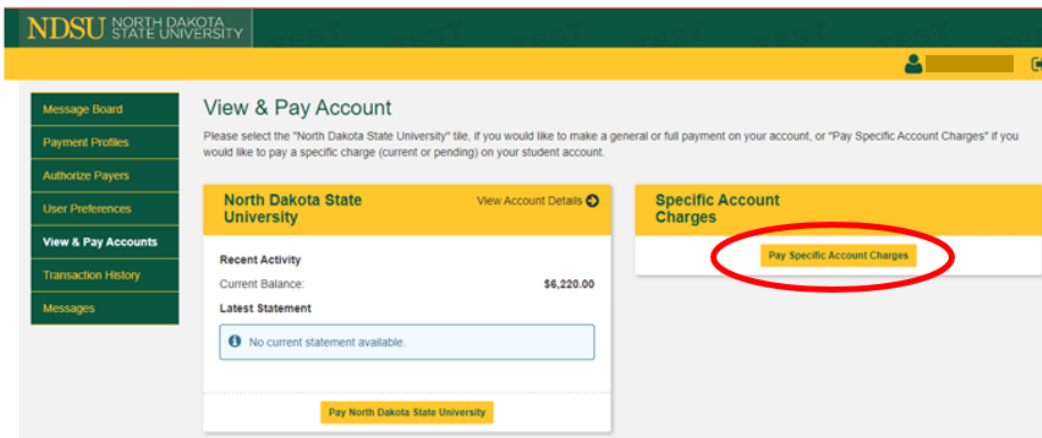
1. Log in to **Campus Connection** and click on the **Financial Account** tile.



2. Click on **Pay Online Now** and select **NDSU**. You will then be routed to the online payment portal, Nelnet.



3. Students will automatically be directed to the **View & Pay Accounts** module within Nelnet. Within this screen, click on the **Pay Specific Account Charges** button.



NOTE: If you select the Pay North Dakota State University button a general payment will be made towards your student account with tuition and student fees being paid first.

4. In the **Enter Payment Amount** screen, select the type of charge you wish to pay in the **Account Type** field, enter the payment amount and select a payment method, following all required prompts to complete the transaction.

Enter Payment Amount

Please key in the dollar amount you wish to pay. Do not use the dollar (\$) symbol in this field.

Required fields are marked with an *

Payment Amount

Account: Specific Account Charges

Term*:

Account Type*:

Payment Amount*:

Total Amount:

Payment Method*:

Continue

NOTE: All credit/debit card transactions are assessed a non-refundable 2.85% service fee, which is delivered to the online payment processor. NDSU does not receive any portion of the service fee. eCheck payments have no additional fees.

Questions? Contact One Stop at ndsu.onestop@ndsu.edu or (701) 231-6200.